





1. Take a piece of paper.



2. Fold it in the middle of the long side.



3. Fold it in the middle of the short side.




4. Fold it in the middle one more time.




5. Open your paper.




6. Take your scissors and cut along the line.



7. Fold your paper in the middle of the long side one more time.



8. Push it from both sides to the middle.



9. Fold it to a book. Your pocket book is ready!